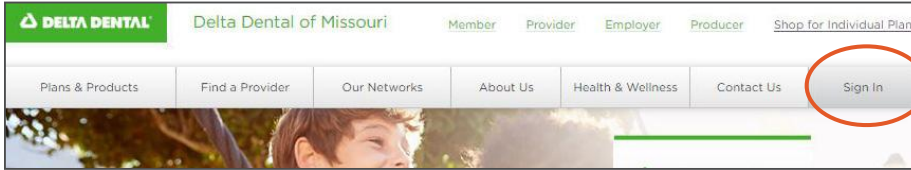


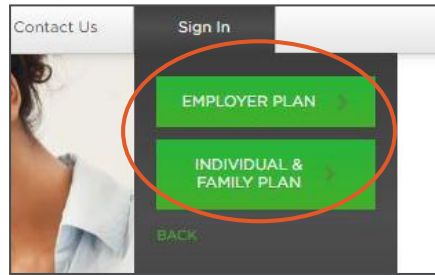
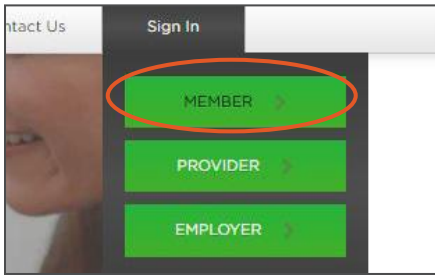
Member portal instructions

To sign in to your account, go to www.DeltaDentalMO.com

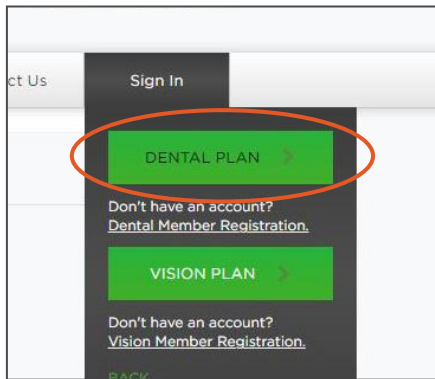
1 Hover over **Sign In** in the top right corner



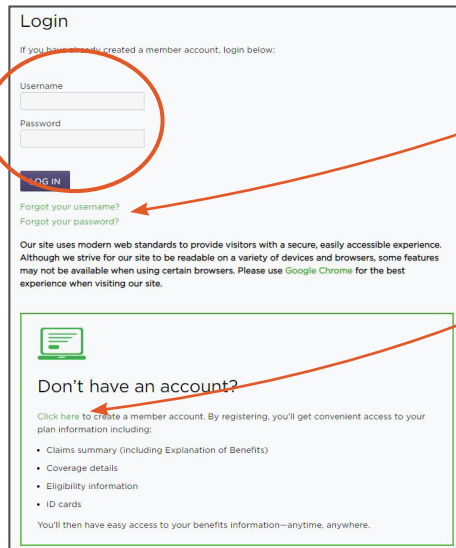
2 Click **Member**, then click **Employer Plan** (if you have benefits through your company) or **Individual & Family Plan** (if you enrolled in your own policy through Delta Dental)



3 Choose **Dental Plan**



4 Enter your **username and password** and click **Log In**



Sign into your account for 24/7 access to important plan information:

- Review and print coverage documents
- View claim summary/explanation of benefits (EOB)
- Download a claim form
- Order or print an ID card

To retrieve your username or password, click on [Forgot your username?](#) Or [Forgot your password?](#)

Don't have an account? Click [Dental Member Registration](#)

We are here to help!

Call or email customer service at **800-335-8266** or service@DeltaDentalMO.com